


Go  FORM
ITALIA

art. **Didi IIR**
A N T I F O G
Made in Italy

CE

UNI EN 14683:2019



MASCHERINE CHIRURGICHE
SURGICAL MASKS
MASQUES CHIRURGICAUX 

Made in Italy



UNI EN 14683:2019

STRATO FILTRANTE ANTIAPPANNAMENTO
ANTI-FOG FILTERING LAYER
COUCHE FILTRANTE ANTI-BROUILLARD



Cosa devi sapere sulle mascherine chirurgiche

L'art. **Didi IIR** è una mascherina chirurgica monouso, marchiata come **dispositivo medico di classe 1 tipo IIR**, con potere filtrante **BFE>98%**.

What you need to know about surgical masks

The Item **Didi IIR** is a disposable surgical mask, marked as **Class 1 medical supply type IIR**, with filtering power **BFE>98%**.

Ce que vous devez savoir sur les masques chirurgicaux

Art. **Didi IIR** est un masque chirurgical à usage unique, marqué en tant que **dispositif médical de classe 1 type IIR**, avec un pouvoir filtrant **BFE>98%**.

Made in Italy



UNI EN 14683:2019

Ferretto Nasale
Nasal Adapter
Clip Nasal



MASCHERINE CHIRURGICHE MONOUSO

- Art. Didi IIR
- BFE>98%
- Dispositivo medico di classe 1 tipo IIR

Tessuto esterno: TNT SPUNBOND-MELTBLOWN-SPUNBOND-NON WOVEN 100% POLIPROPILENE Gr. M² 35
Tessuto intermedio: TNT MELTBLOWN-NON WOVEN 100% POLIPROPILENE Gr. M² 22
Tessuto interno: TNT SPUNBOND-NON WOVEN 100% POLIPROPILENE Gr. M² 30

MASQUES CHIRURGICAUX À USAGE UNIQUE

- Art. Didi IIR
- BFE>98%
- Dispositif médical de classe 1 type IIR

External fabric: TNT S-M-S-NON WOVEN 100% POLYPROPYLENE Gr. M² 35
Inside fabric: TNT MELTBLOWN-NON WOVEN 100% POLYPROPYLENE Gr. M² 22
Internal fabric: TNT SPUNBOND-NON WOVEN 100% POLYPROPYLENE Gr. M² 30

DISPOSABLE SURGICAL MASKS

- Art. Didi IIR
- BFE>98%
- Class 1 medical supply type IIR

External fabric: TNT S-M-S-NON WOVEN 100% POLYPROPYLENE Gr. M² 35
Inside fabric: TNT MELTBLOWN-NON WOVEN 100% POLYPROPYLENE Gr. M² 22
Internal fabric: TNT SPUNBOND-NON WOVEN 100% POLYPROPYLENE Gr. M² 30

Made in Italy



UNI EN 14683:2019

Made in Italy



UNI EN 14683:2019



COME INDOSSARE UNA MASCHERINA

HOW TO WEAR A FACE MASK / COMMENT PORTER UN MASQUE FACIAL



1
Pulire le mani con acqua e sapone o disinfettante per le mani

Clean your hands with soap and water or hand sanitizer

Lavez-vous les mains avec du savon et de l'eau ou un désinfectant pour les mains

2
Tenere la mascherina per i lacci e posizionarne uno a ciascun orecchio

Hold the lace mask and place a lace around each ear

Tenez le masque par les élastiques et placez-en un sur chaque oreille

3
Modellare o stringere il bordo rigido sul naso

Model or pinch the stiff edge on the shape of your nose

Façonnez ou serrez le bord rigide sur le nez

4
Posizionare la parte inferiore della maschera sopra la bocca ed il mento

Put the bottom of the mask over your mouth and chin

Placez la partie inférieure du masque sur votre bouche et votre menton

5
Evitare di toccare la parte esterna della mascherina quando indossata

Avoid touching the front of the mask when you wear it

Évitez de toucher l'extérieur du masque lorsqu'il est porté



Go-Form srl

Via Corticella 5/7/9, Valenzatico (PT), Italy

Tel: +39 0573 790066 - Fax: +39 0573 734332

E-mail: info@go-form.it - www.go-form.it

FORMITALIA Group spa
ISO 9001:2015