

Go  **FORM**
ITALIA



art. **Anna**
Made in Italy


CE
UNI EN 14683:2019

MASCHERINE CHIRURGICHE 
SURGICAL MASKS
MASQUES CHIRURGICAUX

Made in Italy



UNI EN 14683:2019



Cosa devi sapere sulle mascherine chirurgiche

L'art. **Anna** è una mascherina chirurgica monouso, marchiata come **dispositivo medico di classe 1, CE** (Regolamento UE 745/2017), con potere filtrante **BFE>95%**.

What you need to know about surgical masks

The Item **Anna** is a disposable surgical mask, marked as **Class 1 medical supply, CE** (EU Regulation 745/2017), with filtering power **BFE>95%**.

Ce que vous devez savoir sur les masques chirurgicaux

Art. **Anna** est un masque chirurgical à usage unique, marqué en tant que **dispositif médical de classe 1, CE** (Réglementation UE 745/2017), avec un pouvoir filtrant **BFE>95%**.

Made in Italy



UNI EN 14683:2019

Ferretto Nasale

Nasal Adapter
Clip Nasal



MASCHERINE CHIRURGICHE MONOUSO

- Art. Anna
- BFE>95%
- Dispositivo medico di classe 1

Tessuto esterno: TNT SPUNBOND-MELTBLOWN-SPUNBOND-NON WOVEN 100% POLIPROPILENE Gr. M² 35
 Tessuto intermedio: TNT SPUNBOND-MELTBLOWN-SPUNBOND-NON WOVEN 100% POLIPROPILENE Gr. M² 35
 Tessuto interno: TNT SPUNBOND-NON WOVEN 100% POLIPROPILENE Gr. M² 30

MASQUES CHIRURGICAUX À USAGE UNIQUE

- Art. Anna
- BFE>95%
- Dispositif médical de classe 1

External fabric: TNT S-M-S-NON WOVEN 100% POLYPROPYLENE Gr. M² 35
 Inside fabric: TNT S-M-S-NON WOVEN 100% POLYPROPYLENE Gr. M² 35
 Internal fabric: TNT SPUNBOND-NON WOVEN 100% POLYPROPYLENE Gr. M² 30

DISPOSABLE SURGICAL MASKS

- Art. Anna
- BFE>95%
- Class 1 medical supply

External fabric: TNT S-M-S-NON WOVEN 100% POLYPROPYLENE Gr. M² 35
 Inside fabric: TNT S-M-S-NON WOVEN 100% POLYPROPYLENE Gr. M² 35
 Internal fabric: TNT SPUNBOND-NON WOVEN 100% POLYPROPYLENE Gr. M² 30

Made in Italy



UNI EN 14683:2019

Made in Italy

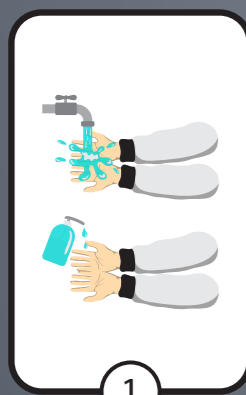


UNI EN 14683:2019



COME INDOSSARE UNA MASCHERINA

HOW TO WEAR A FACE MASK / COMMENT PORTER UN MASQUE FACIAL




1

Pulire le mani con acqua e sapone o disinfettante per le mani

Clean your hands with soap and water or hand sanitizer

Lavez-vous les mains avec du savon et de l'eau ou un désinfectant pour les mains




2

Tenere la mascherina per i lacci e posizionarne uno a ciascun orecchio

Hold the lace mask and place a lace around each ear

Tenez le masque par les élastiques et placez-en un sur chaque oreille




3

Modellare o stringere il bordo rigido sul naso

Model or pinch the stiff edge on the shape of your nose

Façonnez ou serrez le bord rigide sur le nez




4

Posizionare la parte inferiore della maschera sopra la bocca ed il mento

Put the bottom of the mask over your mouth and chin

Placez la partie inférieure du masque sur votre bouche et votre menton



5

Evitare di toccare la parte esterna della mascherina quando indossata

Avoid touching the front of the mask when you wear it

Évitez de toucher l'extérieur du masque lorsqu'il est porté



Go-Form srl

Via Corticella 5/7/9, Valenzatico (PT), Italy
Tel: +39 0573 790066 - Fax: +39 0573 734332

E-mail: info@go-form.it - www.go-form.it

FORMITALIA Group spa
ISO 9001:2015